


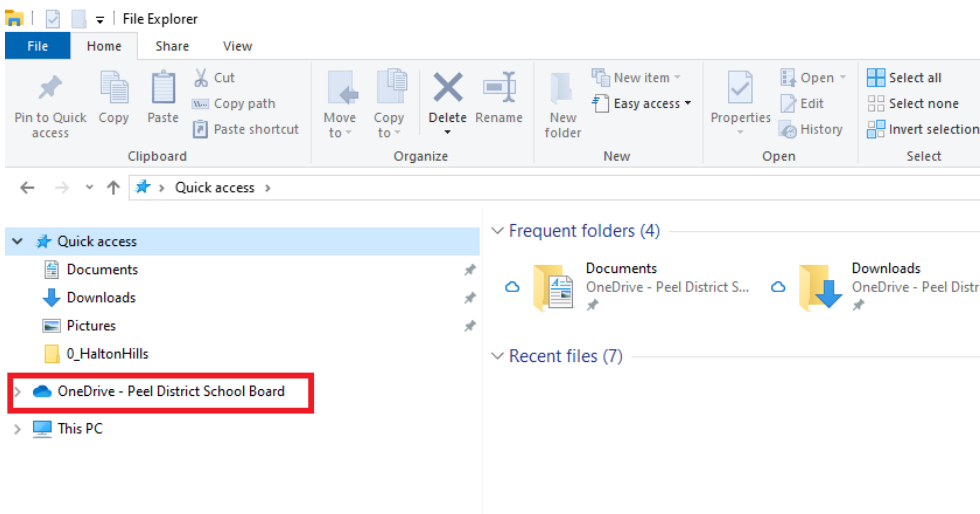
Folders

On in the bottom right corner is the One Drive Icon: 

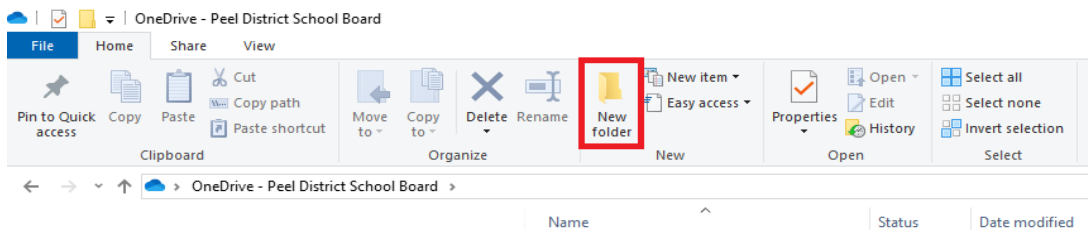
Click on it, then choose to open folder:



Click on one drive:



Make a new folder:



Make a folder called:

ICS3U_Programming

Or ICS3U or Gr11Programming or Whatever you can remember.

Inside it make these folders:

1_InputOutput

2_LoopsMethods

3_RolePlayingGame

4_Applets

5_Arrays

6_GameProject

* don't put spaces in the file names.

* start the folders with the number so that order correctly.

For this unit, save your work to the 1_InputOutput folder. The other folders are for the later units.