

## A0 – Folders

1. Make an overall folder to hold your work:

- ICS3U0 (or ComputerScience)

2. Inside it, make these folders:

- 1\_IO
- 2\_LoopsMethods
- 3\_RPG
- 4\_Applets
- 5\_Arrays
- 6\_GridGame

We will use one folder per unit. This will keep our files organized.

3. Type and save this program:

Instructions:


- Ready to Program: <https://youtu.be/7nDzTATXHXo>
- Eclipse: <https://youtu.be/oWurJWNxlm4>
- Repl.it: <https://youtu.be/XHQ3dgtGiKM>

```
public class myProgram
{
    public static void main (String args[])
    {
        new myProgram ();
    }

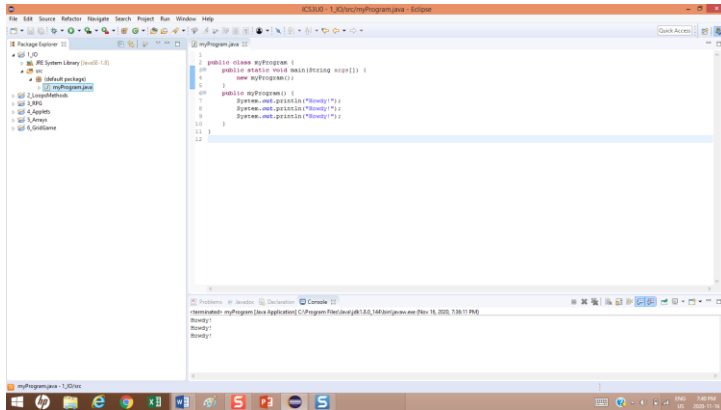
    public myProgram ()
    {
        System.out.println ("Howdy!");
    }
}
```

To hand in your assignment:

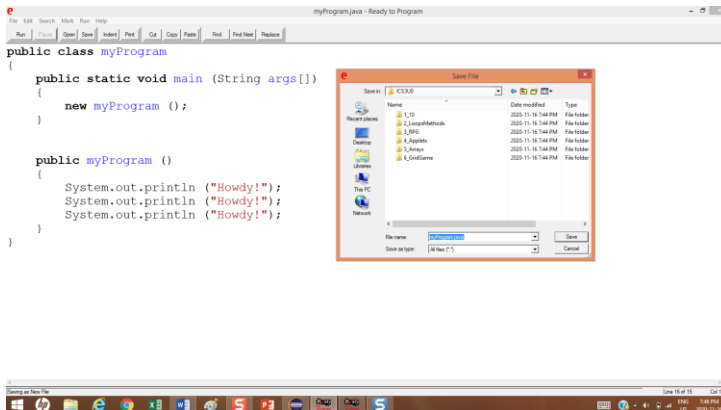
- Take a screensnap shot of your folders. (On a PC, Press the PrtScrn button)
- Open Paint and Paste in the picture. Save the file.
- Attach the screen snapshot to the assignment in Google classroom.
- Give me your ENTIRE screen. Including your date and time at the bottom.
- Do not crop your screen snapshot.



Eclipse:



Ready to Program:



Replit:

