

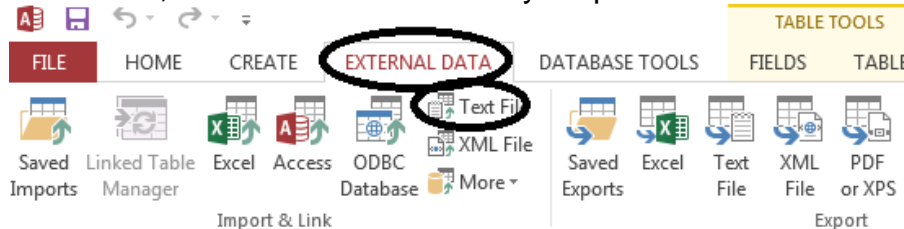
# Pokedex I – Where clause

Import the pokedex.txt into a database.

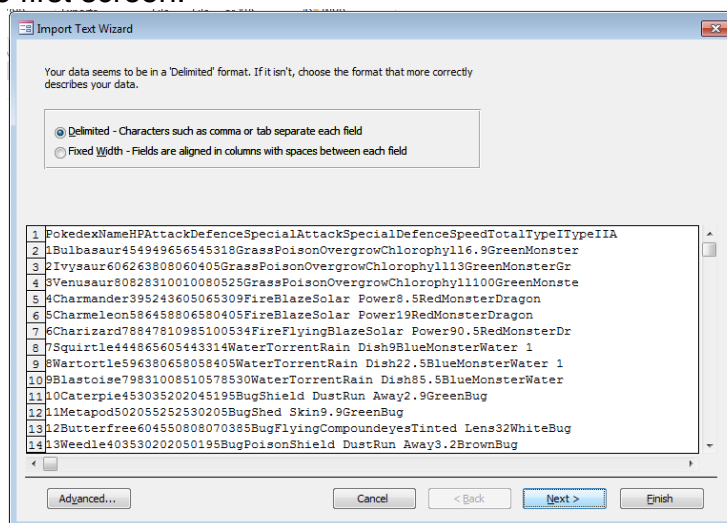
Download the pokedex.txt. Remember where you saved it.

Start with a new blank database.

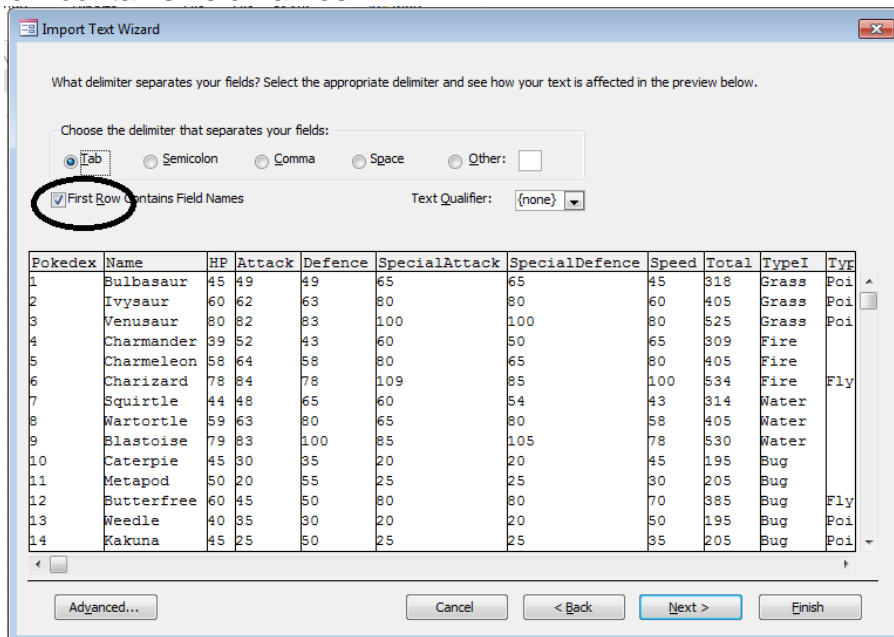
Then, in the external data tab, click on textfile. Choose your pokedex.txt.



Make no changes on the first screen.



Click that the first row contains field names



Click Finish.

Create SQL statements for the following things.  
Name them as specified.

	Instructions	Query Name	Number of records returned.
1.	Print the entire table	1_entire	733 records
2.	Print the pokedex number, the name and the type1, type2 information	2_basicInfo	733 records
3.	Print the pokemon with a mass over 30 kg	3_massOver30	339 records
4.	Print the name, attack for the pokemon whose attack >130	4_highAttack	22 records
5.	Print the name, speed and mass of the pokemon whose speed is over 100 and whose mass is under 20.	5_MassSpeed	14 records
6.	Print the name, HP and defense for the pokemon whose defence > 100 and HP is > 100	6_HighDefenceHP	11 records
7.	Print the name and type1, type2 information for all of the "fire" type pokemon.	7_Fire	57 records
8.	Print the name, egggroupI, egggroupII for all of the "dragon" type egg groups.	8_Dragon	45 records