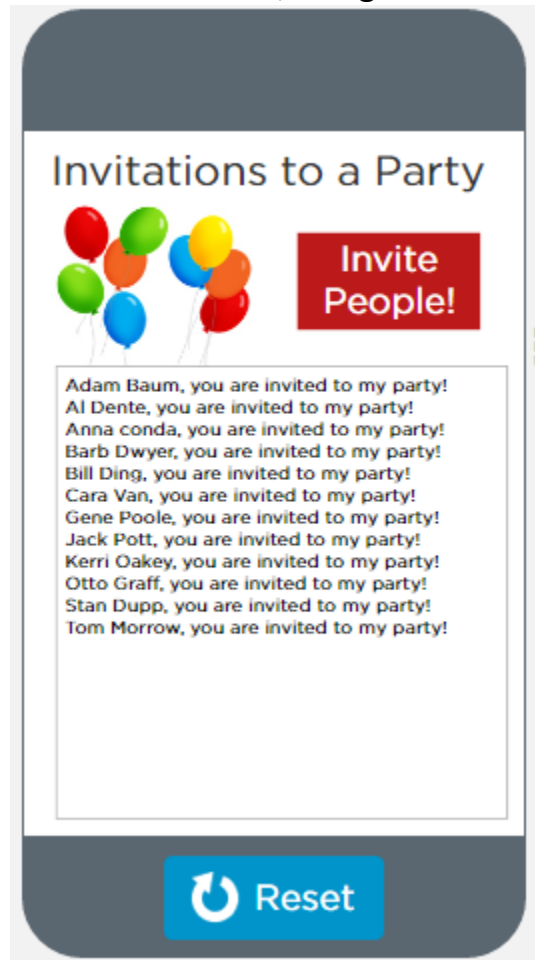


# A5: Invitations to a Party

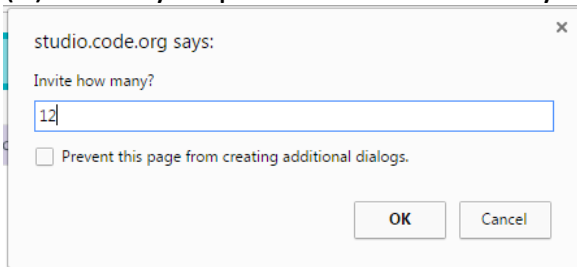
(a) You start with this:



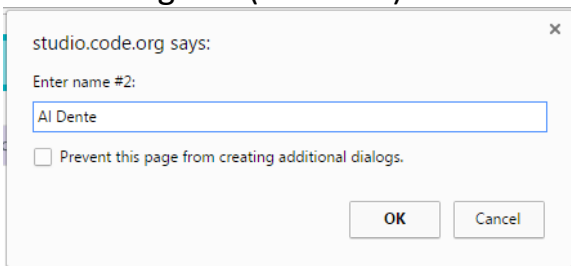
(d) And it creates this, using the names:



(b) When you press the button it says:



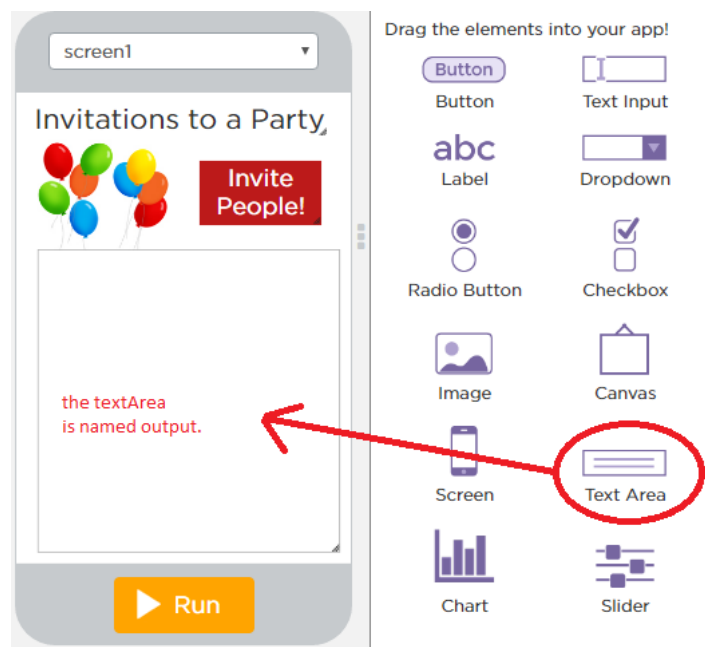
(c) Then you enter the names, one in each dialog box (this is #2):



## Making Yours

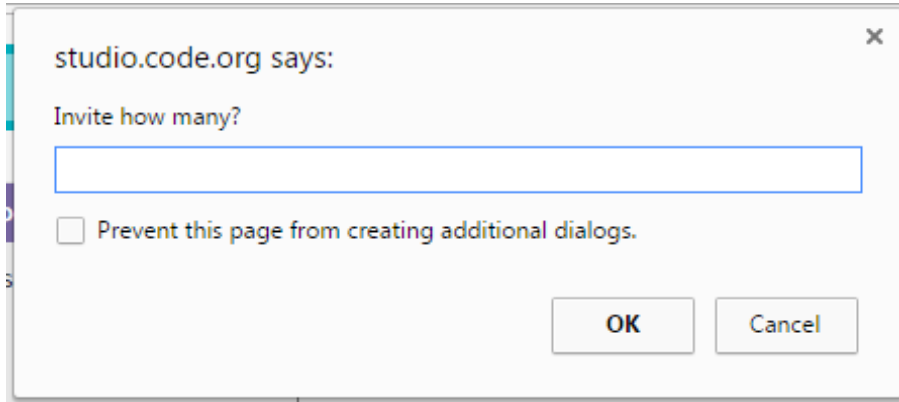
Layout this App in Design mode.

Remember to use a textArea and to give it the id 'output'.



# Coding

1. Make an onEvent for the button.
2. The first question it asks is this:



3. Store the result in a variable called howmany.
4. Then, add a for loop that starts at 1 and goes to howmany:

```
onEvent(▼"invite", ▼"click", function(event) {  
  var howmany = promptNum("Invite how many? ");  
  for ( var i = 1; i <= howmany; i++) {  
    }  
  }  
});
```

5. Then, add a question that asks for the name:

```
onEvent(▼"invite", ▼"click", function(event) {  
  var howmany = promptNum("Invite how many? ");  
  for ( var i = 1; i <= howmany; i++) {  
    var name = prompt("Enter name #" + i + ": ");  
  }  
});
```

6. RUN THE CODE. Enter 3, then 3 names. Check that it works.

7. Then, add an invitation for that person to the output textArea:

```
onEvent(▼ "invite", ▼ "click", function(event) {  
  var howmany = promptNum("Invite how many? ");  
  for (var i = 1; i <= howmany; i++) {  
    var name = prompt("Enter name #" + i + ": ");  
    var invite = name + ", you are invited to my party!\n";  
    setText(▼ "output", (getText(▼ "output") + " ") + invite);  
  }  
});
```

Makes the line to print out the invitation.

Prints the invitation in the textArea.

8. Run your code to see that it works. Do not enter a large number in the first dialog box. You will regret it.