

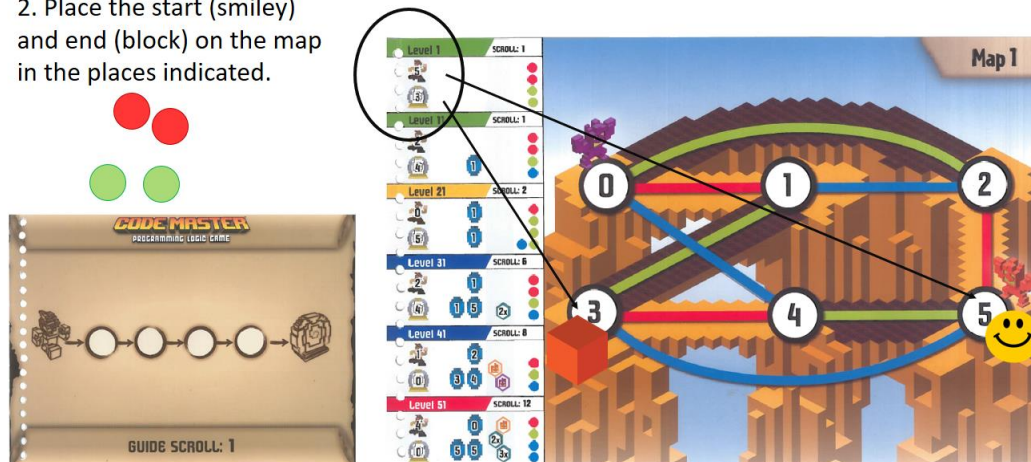


Code Master Instructions

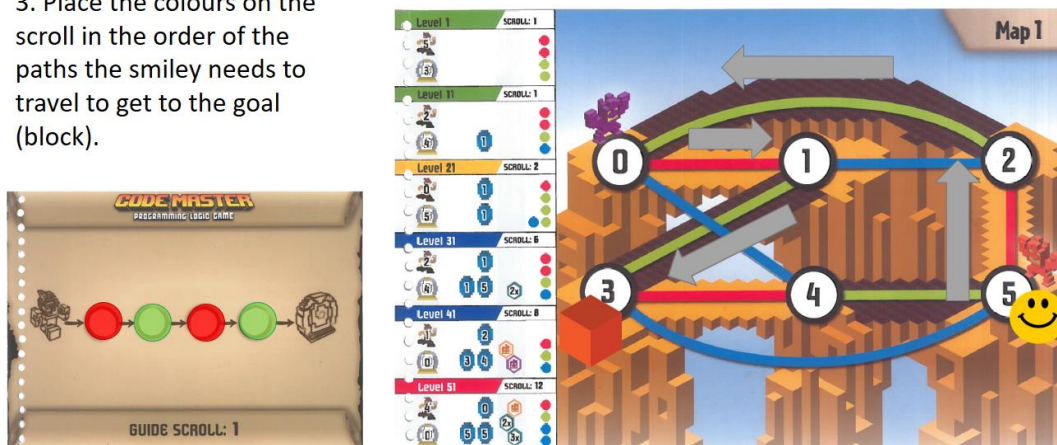
1. Get out the items you need.



2. Place the start (smiley) and end (block) on the map in the places indicated.



3. Place the colours on the scroll in the order of the paths the smiley needs to travel to get to the goal (block).



Code Master – Challenges for B2

What colour goes in position A, B, C, D to create a path from the Start to the End?



Level 1 SCROLL: 1

Map 1

Start 5

End 3

● Use these pieces.

What colour goes in position A, B, C, D to create a path from the Start to the End?



Level 2 SCROLL: 1

Map 2

Start 3

End 5

0 Pass this space

● Use these pieces.

What colour goes in position A, B, C, D to create a path from the Start to the End?



Level 3 SCROLL: 1



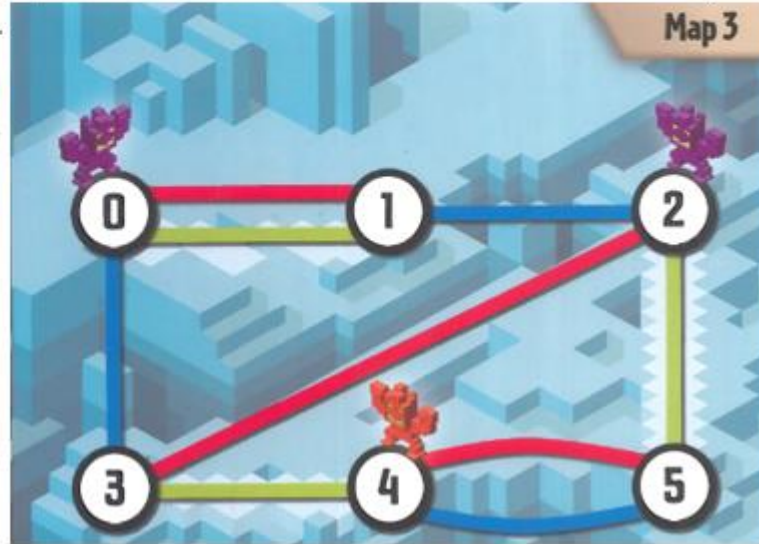
Start



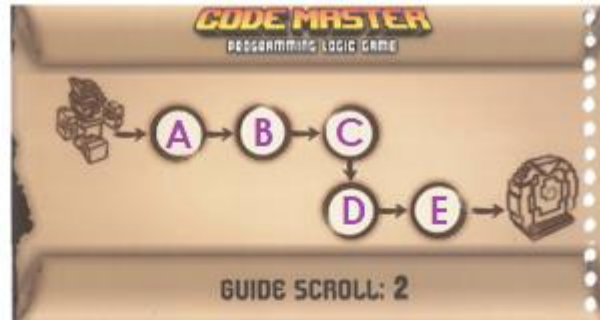
End

1 Pass this space
5 Pass this space

Use these pieces.



What colour goes in position A, B, C, D to create a path from the Start to the End?



Level 4 SCROLL: 2



Start



End

3 Pass this space
4 Pass this space

Use these pieces.

